



ಬೃಹತ್ ಬೆಂಗಳೂರು ಮಹಾನಗರ ಪಾಲಿಕೆ
Bruhat Bengaluru Mahanagara Palike



BBMP COVID-19 WAR ROOM 09.09.2022



OVERVIEW OF COVID-19 IN BENGALURU



CASE TRENDS

ACTIVE CASES **2,733**

Confirmed Cases

337

18,68,079 #

Recovered Cases

350

18,48,363 #

Death Cases

0

16,983 #



HOSPITALIZATION

57

ICU – V

-

ICU

16

HDU

2

General

39

INCLUDES GOVT. QUOTA AND PRIVATE WALK-IN HOSPITALIZATION



VACCINATION

3,446

2,05,11,748 #

First Dose

85

96,71,505 #

Second Dose

955

94,61,262 #

Precaution Dose

2,406

12,61,354 #



TRIAGING

MTU

13

Tele Triage

215



ACTIVE CLUSTERS

6

Budding Clusters (<5 Cases)

6

Clusters (> 5 cases)

0



TESTING

12,932

3,16,20,908 #

RAT

2,567

RTPCR

10,365

Positivity : 2.57%

*FOR LAST 7 DAYS

: indicates cumulative numbers till date



ABSTRACT OF COVID-19 SCENARIO IN BENGALURU

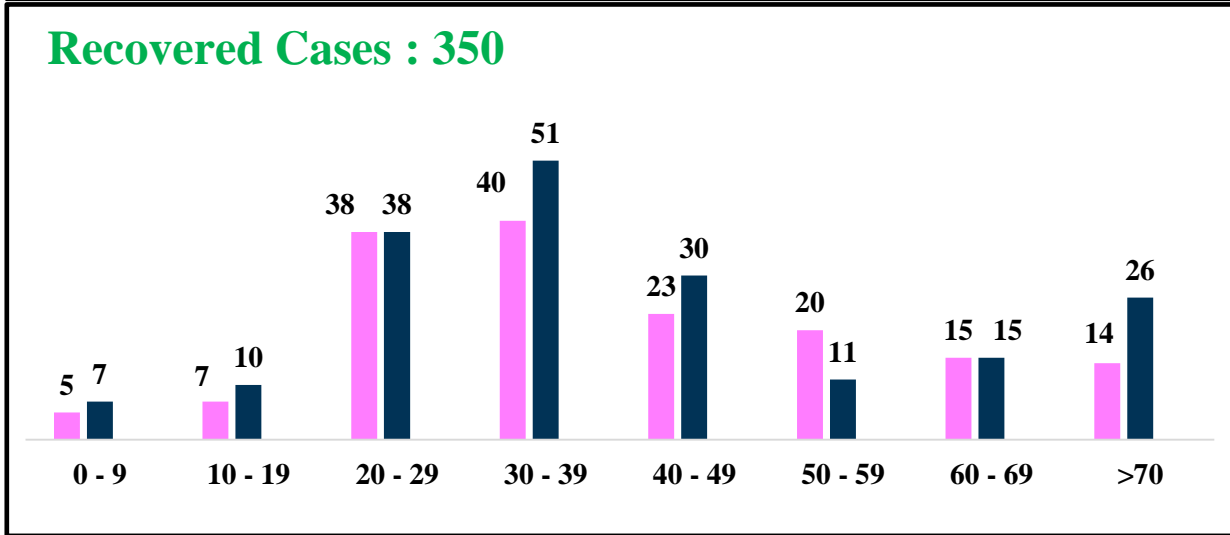
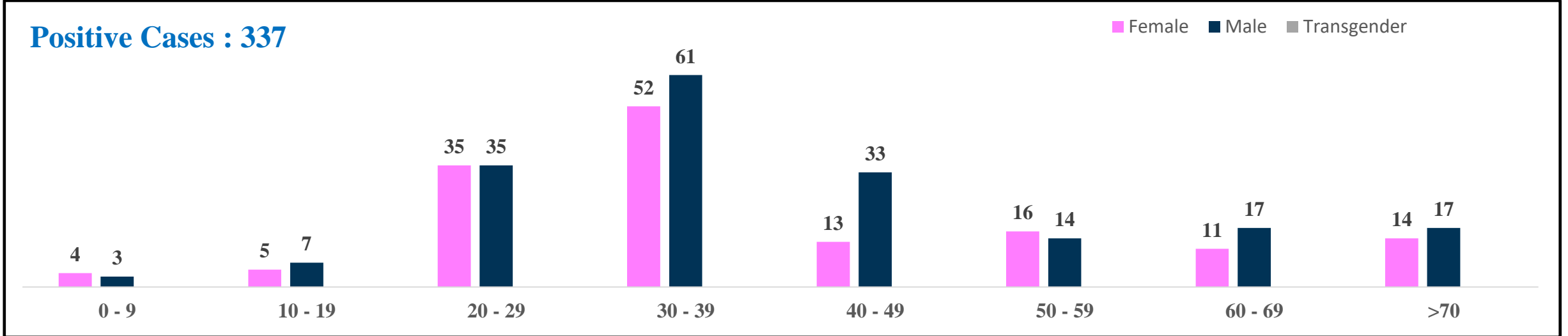


	MALE			FEMALE			TRANSGENDER			TOTAL		
	Last 24 Hours	Last 7 Days	Cumulative	Last 24 Hours	Last 7 Days	Cumulative	Last 24 Hours	Last 7 Days	Cumulative	Last 24 Hours	Last 7 Days	Cumulative
Positive Cases	187	1,289	11,01,142	150	1,068	7,66,045	0	0	196	337	2,357	18,68,079
Recovered Cases	188	1,693	10,88,604	162	1,381	7,59,666	0	0	186	350	3,074	18,48,363
Death Cases	0	0	10,755	0	0	6,224	0	0	4	0	0	16,983
Total Tests Done	In Last 24 hrs. : 12,932			In last 7 days : 91,677			Cumulative : 3,16,20,908					
Vaccine Doses Administered	In Last 24 hrs. : 3,446			In last 7 days : 25,893			Cumulative : 2,05,11,748					
ACTIVE CASES									2,733			

*Covid deaths occurred today : 00 | Covid deaths occurred beyond last 24hrs., reported today : 00

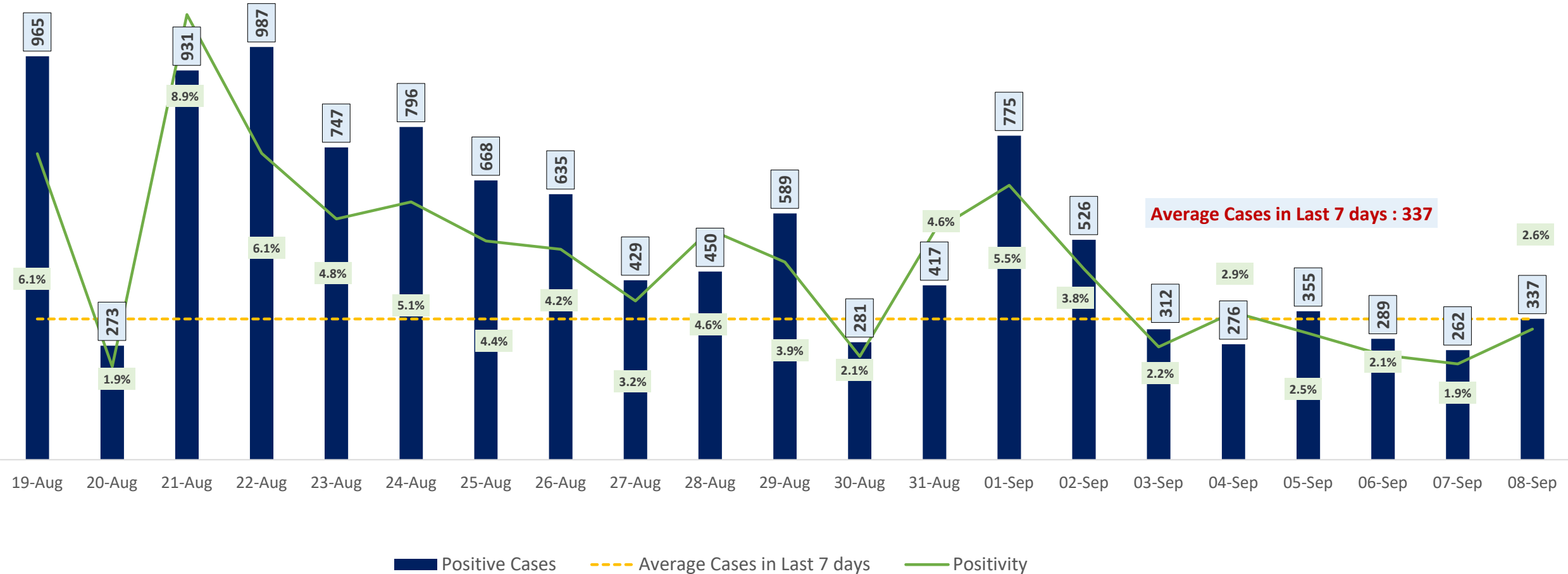


LAST 24 HOURS AGE GROUP AND GENDER WISE DISTRIBUTION





POSITIVITY RATE OF BENGALURU – LAST 21 DAYS





TESTING TRENDS IN BENGALURU

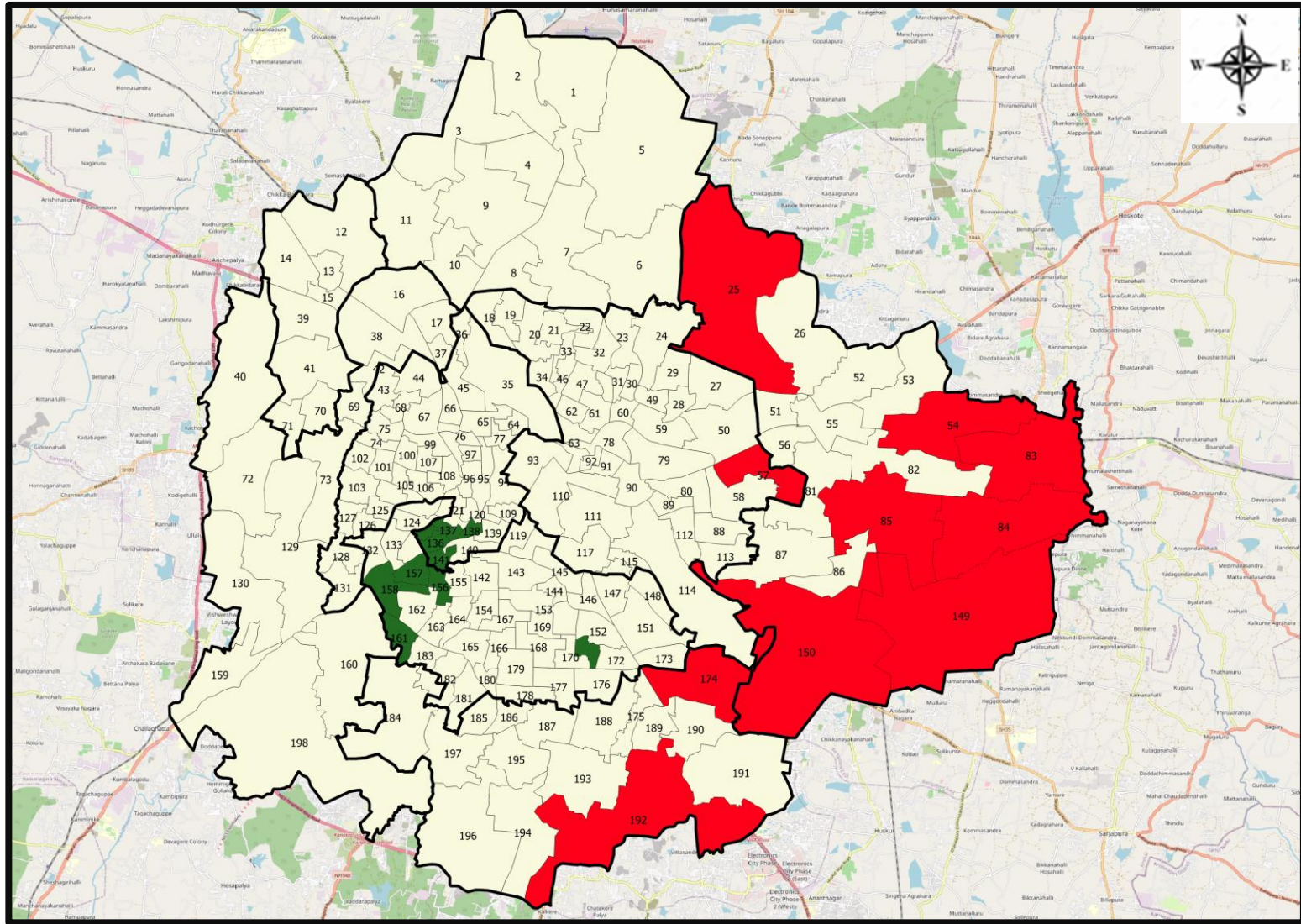


Total Test Conducted Till Date	Test Conducted Last 24 hours	Last 7 Days Average
3,16,20,908	12,932	13,097





BENGALURU URBAN MAP SHOWING TREND OF POSITIVE CASES IN LAST 7 DAYS



Top 10 wards reporting highest number of positive cases in last 7 days

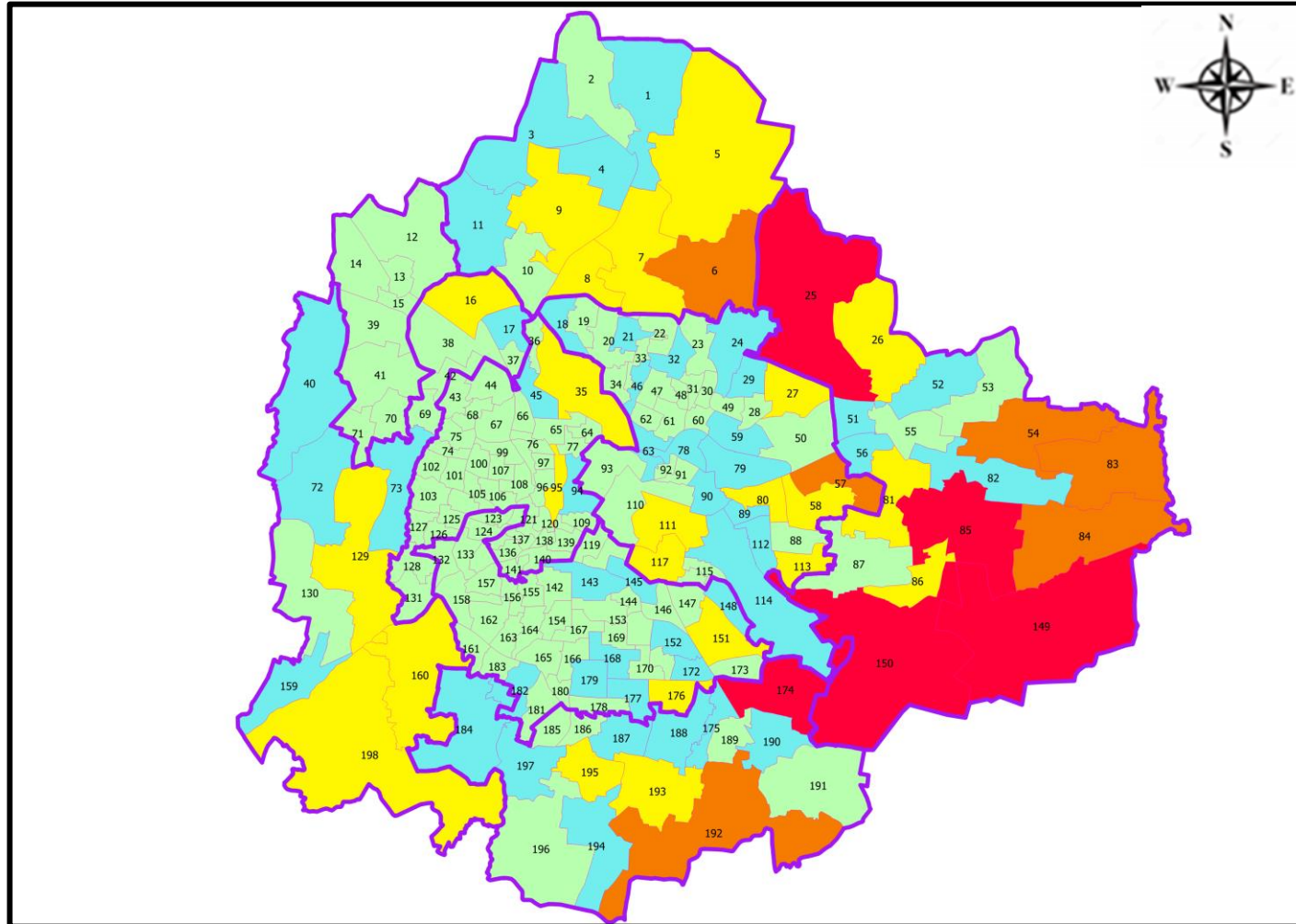
Ward No.	Ward Name	Daily Cases Average
150	Bellanduru	20
85	Dodda Nekkundi	12
149	Varthuru	12
25	Horamavu	11
174	HSR Layout	9
54	Hudi	9
84	Hagadur	8
192	Begur	8
57	CV Raman Nagar	8
83	Kadugodi	7







Top 10 wards reporting least number of positive cases in last 7 days

Ward No.	Ward Name	Daily Cases Average
171	Gurappanapalya	0
161	Hosakerehalli	0
158	Deepanjali Nagara	0
157	Gali Anjaneya Temple	0
156	Srinagara	0
141	Azad Nagar	0
138	Chalavadipalya	0
137	Rayapura	0
136	Jagajivanram Nagar	0
135	Padarayanapura	0



BENGALURU MAP SHOWING INTENSITY OF POSITIVE CASES IN LAST 7 DAYS



-  **Level 1 : 0 to 10 Cases**
-  **Level 2 : 10 to 25 Cases**
-  **Level 3 : 25 to 75 Cases**
-  **Level 4 : 75 to 150 Cases**
-  **Level 5 : More than 150 Cases**
-  **Zone Boundaries**

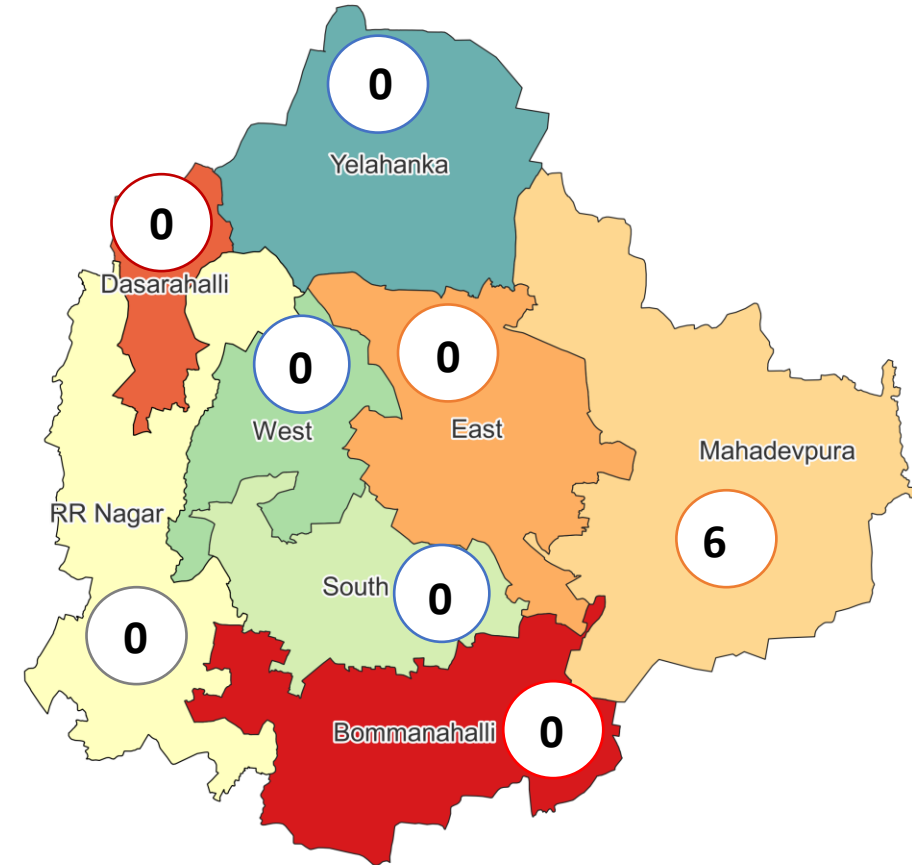


CLUSTER DETAILS



Zone Name	TOTAL CLUSTERS	Budding Clusters	Clusters	Outbreaks
		Less Than 5 Cases	5 To 14 Cases	More Than 14 Cases
BOMMANAHALLI	0 (-)	0 (-)	0 (-)	0 (-)
DASARAHALLI	0 (-)	0 (-)	0 (-)	0 (-)
EAST	0 (-)	0 (-)	0 (-)	0 (-)
MAHADEVPURA	6 (-)	6 (-)	0 (-)	0 (-)
RR NAGAR	0 (-)	0 (-)	0 (-)	0 (-)
SOUTH	0 (-)	0 (-)	0 (-)	0 (-)
WEST	0 (-)	0 (-)	0 (-)	0 (-)
YELAHANKHA	0 (-)	0 (-)	0 (-)	0 (-)
TOTAL	6 (-)	6 (-)	0 (-)	0 (-)

Total Active Clusters



Types of Clusters

Zone Name	Apartments/ Villa	Individual House	Hostels/Quarters	Others	Schools/Colleges
BOMMANAHALLI	0 (-)	0 (-)	0 (-)	0 (-)	0 (-)
DASARAHALLI	0 (-)	0 (-)	0 (-)	0 (-)	0 (-)
EAST	0 (-)	0 (-)	0 (-)	0 (-)	0 (-)
MAHADEVPURA	6 (-)	0 (-)	0 (-)	0 (-)	0 (-)
RR NAGAR	0 (-)	0 (-)	0 (-)	0 (-)	0 (-)
SOUTH	0 (-)	0 (-)	0 (-)	0 (-)	0 (-)
WEST	0 (-)	0 (-)	0 (-)	0 (-)	0 (-)
YELAHANKHA	0 (-)	0 (-)	0 (-)	0 (-)	0 (-)
TOTAL	6 (-)	0 (-)	0 (-)	0 (-)	0 (-)

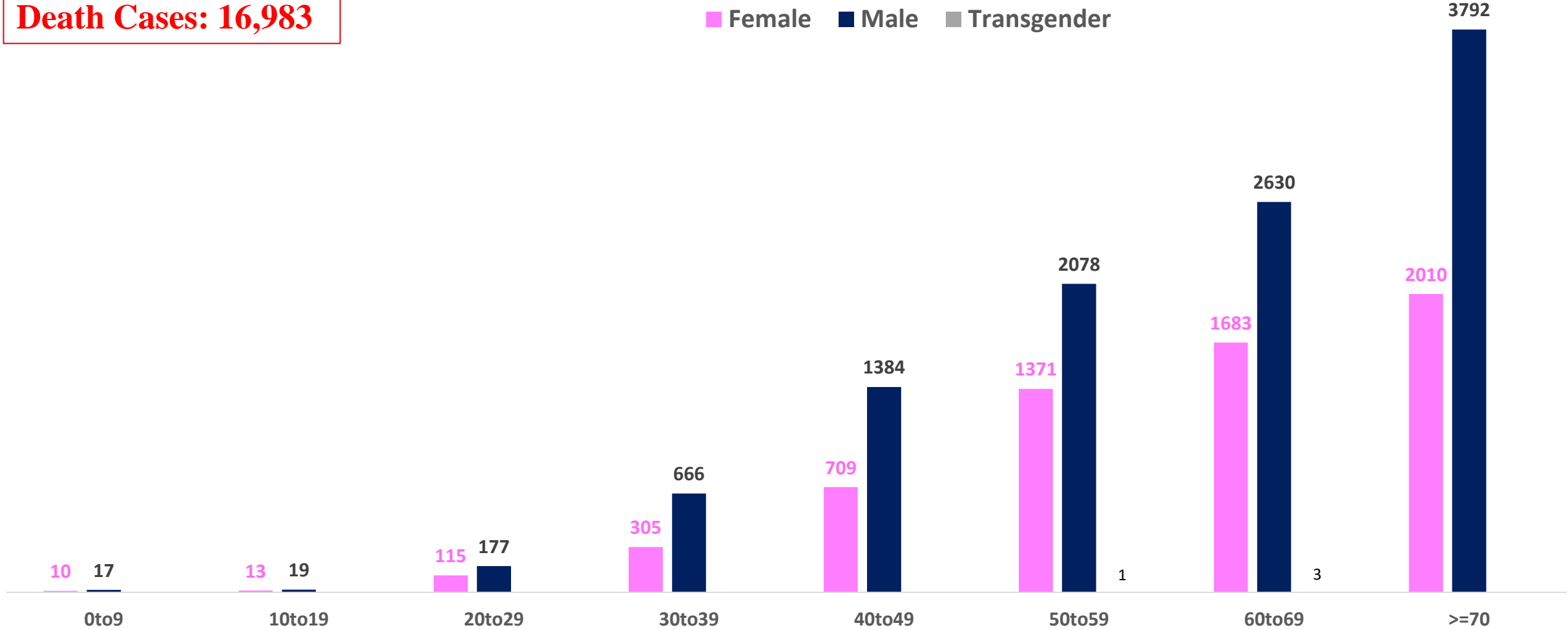
▲▼ : Shows increase and decrease in numbers as compared to previous day



AGE AND GENDER WISE DISTRIBUTION OF DEATH CASES



Death Cases: 16,983





VACCINATION COVERAGE AS ON 08.09.2022



Total Doses Administered

2,05,11,748

▲ 3,446

Total 12-14 years Population : 2.82 Lakhs

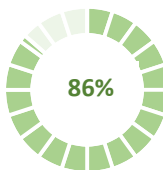
1ST DOSE



2,93,467
Doses administered

▲ 8

2ND DOSE

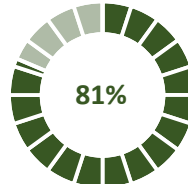


2,43,287
Doses administered

▲ 45

Total 15-18 years Population : 4.42 Lakhs

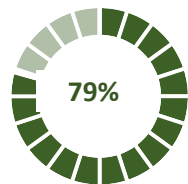
1ST DOSE



3,59,665
Doses administered

▲ 1

2ND DOSE

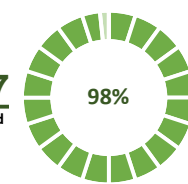


3,50,787
Doses administered

▲ 112

Total adult Population : 91.7 Lakhs

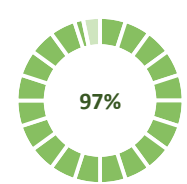
1ST DOSE



90,18,373
Doses administered

▲ 76

2ND DOSE



88,67,188
Doses administered

▲ 858

Priority Group*

Health Care Workers

Dose 1

2,10,388

Doses administered

▲ 0

Dose 2

2,07,120

Doses administered

▲ 1

Frontline Workers

Dose 1

3,81,996

Doses administered

▲ 0

Dose 2

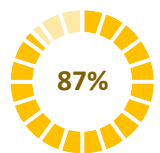
3,73,415

Doses administered

▲ 3

18 - 44 Years Coverage

Dose 1

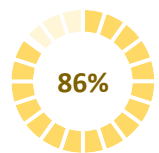


57,49,515

Doses administered

▲ 64

Dose 2



56,47,227

Doses administered

▲ 640

PRECAUTION DOSE



12,61,354

Doses administered

▲ 2,406

PRECAUTION DOSES ADMINISTERED

Health Care Workers

95,611

Booster Doses administered

▲ 58

Front Line Workers

1,37,842

Booster Doses administered

▲ 111

60 + Years Coverage

3,87,149

Booster Doses administered

▲ 134

18 + Years Coverage

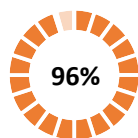
6,40,752

Booster Doses administered

▲ 2,103

45 – 59 Years Coverage

Dose 1

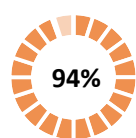


16,95,790

Doses administered

▲ 11

Dose 2



16,74,194

Doses administered

▲ 107

60 + Years Coverage

Dose 1



9,80,684

Doses administered

▲ 1

Dose 2



9,65,232

Doses administered

▲ 107

▲ indicates the increase in last 24 hours



COVID-19 SCENARIO IN BENGALURU AND OTHER METROPOLITIAN CITIES



CITY NAME	Positive Cases	Active Cases	Recovered	Deceased	Vaccine Doses Administered
New Delhi	20,01,309	860	19,73,962	26,487	3,68,01,607
Bengaluru*	18,68,079	2,733	18,48,363	16,983	2,36,40,509
Mumbai	11,46,409	2,236	11,24,457	19,716	2,20,56,226
Chennai	7,88,135	2,157	7,76,909	9,069	1,12,11,523

Source : <https://dashboard.cowin.gov.in/> at 4:45pm (09.09.2022)
Source : <https://www.covid19bharat.org/> at 4:45pm(09.09.2022)

*includes BBMP & Bengaluru Urban



SNAPSHOT OF COVID-19 CASES IN BENGALURU URBAN



**Total Wards With
< =10 Cases* :
128**

**Tests Conducted
on 08.09.2022:
12,932**

**Recovery
Rate*:
98.94%**

**Total
Active Cases :
2,733**

**Total Vaccinated
on 08.09.2022:
3,446**





**Positivity
Rate* :
2.57%**

**Active
Rate*:
0.15%**

**Case
Fatality Rate* :
0.00%**

*Total positive cases In the past 7 days

*CFR and positivity is for Past 7 days

Download BBMP Bulletin	https://apps.bbmpgov.in/covid19/mediabulletin.php
To register for vaccination :	https://selfregistration.cowin.gov.in/
BBMP COVID19 Dashboard:	https://apps.bbmpgov.in/covid19/
Follow us on:	 www.facebook.com/bbmp.comm1/
	 twitter.com/BBMPCOMM
	  BBMPSplHealth

Issued by:

Honorable Chief Commissioner, BBMP
Special Commissioner Health & IT, BBMP
MD, Bengaluru Smart City Limited

THANK YOU !

